

























Código				Tipo cojinete Eje					
<b>2-1319</b>	80	80	32	=====	105x80	86/80x60	8	110	77
<b>2-1724</b>	100	110	32	=====	105x80	86/80x60	8	131	91
<b>2-1182</b>	100	110	32	=====	106x86	86/80x60	8	131	94
<b>2-1184</b>	125	135	32	=====	106x86	86/80x60	8	155	107

Código				Tipo cojinete Eje					
<b>2-1320</b>	80	80	32	=====	107x86	80x60	8	110	
<b>2-1725</b>	100	110	32	=====	107x86	80x60	8	131	
<b>2-1183</b>	100	110	32	=====	107x86	80x60	8	131	
<b>2-1185</b>	125	135	32	=====	107x86	80x60	8	155	

Código				Tipo cojinete Eje					
<b>2-2348</b>	80	80	32	=====	105X80	86/80x60	8	110	77
<b>2-1835</b>	100	110	32	=====	105X80	86/80x60	8	131	91
<b>2-1662</b>	100	110	32	=====	106x86	86/80x60	8	131	94
<b>2-1663</b>	125	135	32	=====	106x86	86/80x60	8	155	107