





























































Código				Tipo cojinete Eje					
<b>2-2416</b>	80	100	32		105X80	86/80x60	8	110	77
<b>2-2929</b>	80	100	32		105X80	86/80x60	8	110	77
<b>2-2417</b>	100	130	32		105X80	86/80x60	8	131	91
<b>2-2975</b>	100	130	32		105X80	86/80x60	8	131	91
<b>2-2418</b>	100	150	32		106x86	86/80x60	8	131	94
<b>2-2930</b>	100	150	32		106x86	86/80x60	8	131	94
<b>2-2419</b>	125	200	32		106x86	86/80x60	8	155	107
<b>2-2931</b>	125	200	32		106x86	86/80x60	8	155	107
<b>2-2420</b>	150	250	42		140x110	110x84/96x66	10	192	128
<b>2-3469</b>	150	250	42		140x110	110x84/98x66	10	192	128
<b>2-2421</b>	200	300	50		140x110	110x84/96x66	10	238	153
<b>2-3470</b>	200	300	50		140x110	110x84/98x66	10	238	153

Código				Tipo cojinete Eje					
<b>2-2422</b>	80	100	32		107x86	80x60	8	110	
<b>2-2932</b>	80	100	32		107x86	80x60	8	110	
<b>2-2423</b>	100	130	32		107x86	80x60	8	131	
<b>2-2976</b>	100	130	32		107x86	80x60	8	131	
<b>2-2424</b>	100	150	32		107x86	80x60	8	131	
<b>2-2933</b>	100	150	32		107x86	80x60	8	131	
<b>2-2425</b>	125	200	32		107x86	80x60	8	155	
<b>2-2934</b>	125	200	32		107x86	80x60	8	155	
<b>2-2426</b>	150	250	42		136x116	110x84/98X66	10	192	
<b>2-3471</b>	150	250	42		136x116	110x84/98x66	10	192	
<b>2-2427</b>	200	300	50		136x116	110x84/98X66	10	238	
<b>2-3472</b>	200	300	50		136x116	110x84/98x66	10	238	

Código				Tipo cojinete Eje					
<b>2-2428</b>	80	100	32		105X80	86/80x60	8	110	77
<b>2-2935</b>	80	100	32		105X80	86/80x60	8	110	77
<b>2-2429</b>	100	130	32		105X80	86/80x60	8	131	91
<b>2-2977</b>	100	130	32		105X80	86/80x60	8	131	91
<b>2-2430</b>	100	150	32		106x86	86/80x60	8	131	94
<b>2-2936</b>	100	150	32		106x86	86/80x60	8	131	94
<b>2-2431</b>	125	200	32		106x86	86/80x60	8	155	107
<b>2-2937</b>	125	200	32		106x86	86/80x60	8	155	107
<b>2-2432</b>	150	250	42		140x110	110x84/98X66	10	192	128
<b>2-3473</b>	150	250	42		140x110	110x84/98x66	10	192	128
<b>2-2433</b>	200	300	50		140x110	110x84/98X66	10	238	153
<b>2-3474</b>	200	300	50		140x110	110x84/98x66	10	238	153